








Short-term forecast

Station averages

	 °F	 %	 inHg	 mph	 in/h	 °F
20 Feb	39.5 / 21.2	73.0	30.04	1.7	0.00	34.0 / 14.8
21 Feb	30.9 / 19.6	80.3	30.00	3.3	0.01	25.1 / 11.9
22 Feb	29.6 / 22.6	88.7	29.77	4.6	0.04	24.3 / 14.4
23 Feb	32.0 / 23.5	80.1	29.90	2.7	0.12	26.6 / 17.5
24 Feb	28.2 / 19.9	75.5	30.08	2.5	0.01	20.9 / 14.1
25 Feb	32.1 / 16.5	78.7	30.28	2.0	0.09	25.3 / 10.7
26 Feb	37.3 / 21.3	68.4	30.09	2.2	0.08	30.4 / 16.0
27 Feb	40.5 / 27.1	76.8	30.02	2.1	0.26	34.9 / 21.1
28 Feb	43.8 / 25.9	76.9	29.91	1.4	0.06	38.0 / 20.6

Station extremes

	 °F	 %	 inHg	 mph	 mph	 in/h	 °F
20 Feb	49.8 2022	95.0 2024	30.39 2021	10.0 2022	35.0 2022	0.00 > 3 cases	44.2 2022
	10.4 2021	48.0 2021	29.50 2023	-	-	-	3.2 2021
21 Feb	41.9 2024	94.0 2021	30.37 2021	10.0 2022	26.0 2023	0.02 2022	38.1 2024
	14.6 2021	63.0 2024	29.50 2023	-	-	-	7.2 2023
22 Feb	34.5 2021	95.0 2021	30.20 2022	10.0 2022	24.0 2021	0.10 2021	28.2 2021
	14.4 2022	75.0 2021	29.51 2021	-	-	-	6.3 2022
23 Feb	46.6 2021	95.0 2023	30.48 2022	7.0 2023	18.0 2021, 2023	0.37 2021	41.5 2021
	10.1 2022	55.0 2021	29.50 2021	-	-	-	1.9 2022
24 Feb	39.6 2021	91.0 2021	30.50 2022, 2023	9.0 2022	20.0 2022	0.02 2023	34.3 2021
	10.1 2023	53.0 2022, 2023	29.59 2021	-	-	-	3.0 2023
25 Feb	40.3 2021	91.0 2023	30.50 2022	6.0 2022, 2023	18.0 2021, 2023	0.16 2022	34.3 2021
	10.2 2022	49.0 2021	29.98 2023	-	-	-	3.9 2022
26 Feb	43.7 2021	94.0 2021	30.42 2022	7.0 2022	19.0 2022	0.24 2023	37.4 2021
	19.9 2022	33.0 2023	29.84 2023	-	-	-	10.2 2022
27 Feb	53.1 2021	95.0 2023	30.24 2022	6.0 2022, 2023	21.0 2022	0.78 2023	49.5 2021
	21.8 2022	42.0 2021	29.50 2023	-	-	-	14.7 2022
28 Feb	45.3 2022	96.0 2021	30.23 2022	6.0 2023	19.0 2023	0.11 2023	39.4 2022
	19.5 2022	48.0 2023	29.59 2023	-	-	-	14.0 2022

Almanac

